

# SAMSON

DIECI SAMSON TELEHANDLER 7 T / 9.5 M



70.10

**DIECI**  
TELEHANDLERS

PERFORMANCE

Machine model	SAMSON 70.10
Stabilizers maximum capacity	7000 kg (15432 lb)
Wheels maximum capacity	7000 kg (15432 lb)
Maximum lifting height on wheels	9.50 m (31.2 ft)
Maximum horizontal extension on wheels	5.40 m (17.7 ft)
Fork swiveling angle	134°
Pull-out force	5700 daN (12814 lbf)
Towing force	7300 daN (16411 lbf)
Maximum climb angle	40%
Unladen weight	12100 kg (26676 lb)
Max speed (referred to wheels with maximum permitted diameter)	30 km/h (18.6 mph)

BOOM

Machine model	SAMSON 70.10
Lifting	15.1 s
Getting off the basket	9.9 s
Extension	10.4 s
Retraction	4.1 s
Forward swiveling	4.6 s
Reverse swiveling	2.0 s

ENGINE

Machine model	SAMSON 70.10
Brand	FPT
Nominal power	93 kW (125 HP)
@rpm	2200 rpm
Operation	4-stroke
Injection	Mechanical direct
Number and arrangement of cylinders	4, Vertical in line
Displacement	4485 cm³ (274 in³)
Consumption	230 g/kWh (378.35 lb/Hp h)
@rpm	2200 rpm
Emission standards	Stage IIIA/Tier 3
Cooling system	Liquid
Intake	Turbo compressor after-cooler

DIFFERENTIAL AXLES

Machine model	SAMSON 70.10
Axles types	2 steering, with 4 planetary reduction gears
Type of steering	4 wheels / transversal / 2 wheels
Front axle	Rigid
Rear axle	Swinging
Service brake	Oil bath with servo brake on front and rear axle with double hydraulic system
Park brake	Automatic spring applied hydraulic release

HYDRAULIC SYSTEM

Machine model	SAMSON 70.10
Hydraulic pump type	Gear pump for power steering and movements
Hydraulic pump capacity	130 L/min (34.3 gal/min)
Max. operating pressure	26.0 MPa (3771 psi)
Distributor control	4in1 proportional Joystick

REFUELING

Machine model	SAMSON 70.10
Hydraulic motor (total)	160.0 L (42.27 gal)
Diesel tank	105.0 L (27.74 gal)

TRANSMISSION

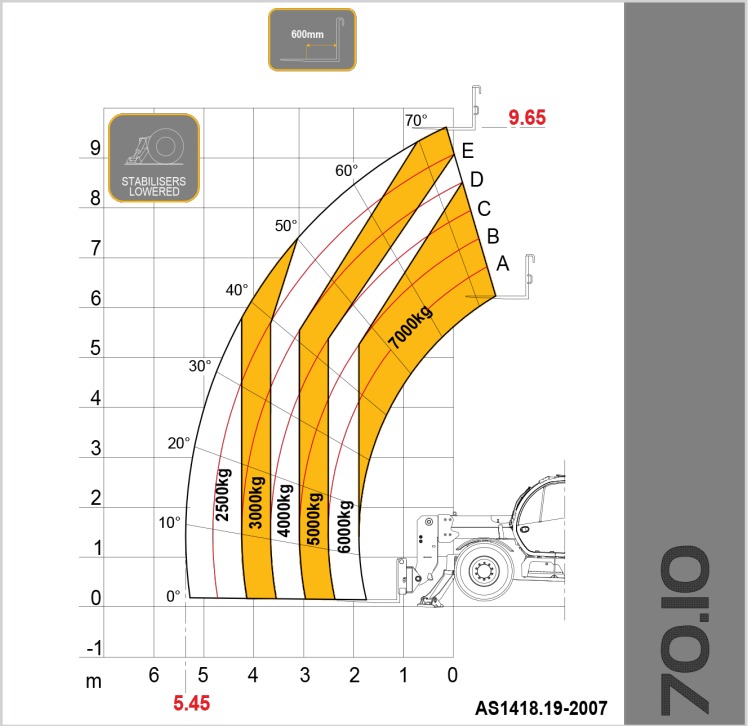
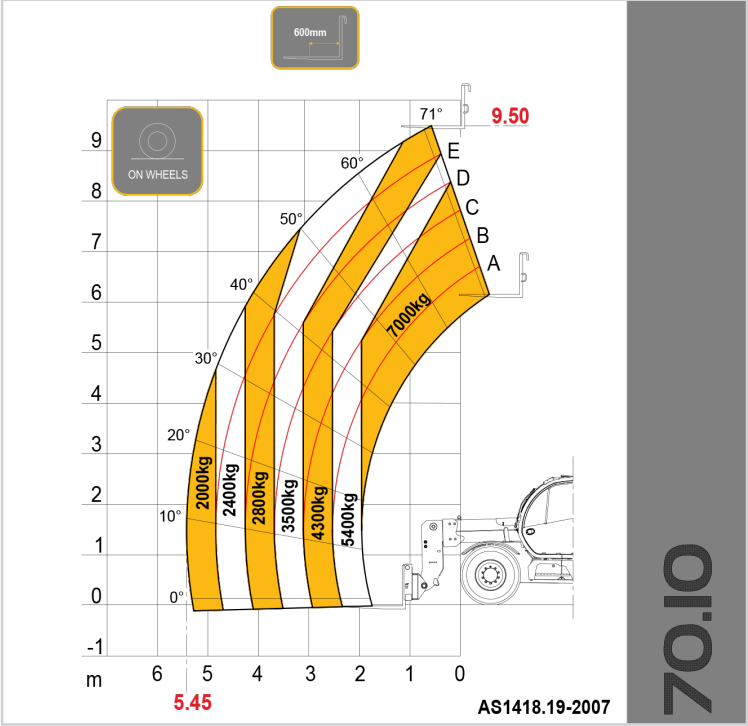
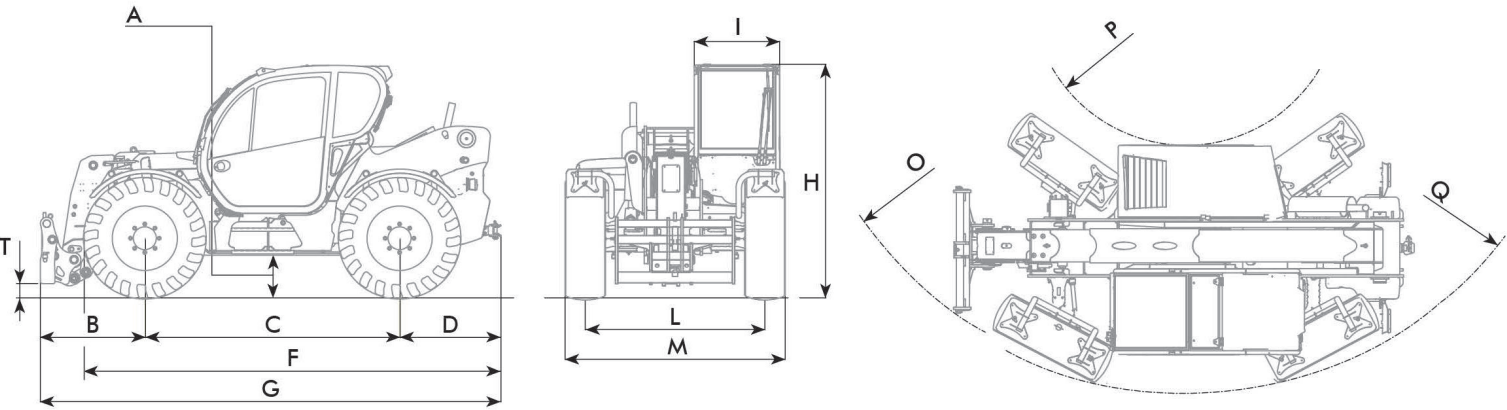
Machine model	SAMSON 70.10
Transmission type	Hydrostatic with variable flow pump
Hydraulic motor	Hydrostatic with continuous automatic adjustment
Reversal	Electro-Hydraulic
Inching	With inching pedal for controlled forward movement
Transmission gearbox	Servocontrolled 2-speed

TYRES

Machine model	SAMSON 70.10
Standard tyres	445/65R22.5"

DIMENSIONS

Machine model	SAMSON 70.10
A	440 mm (17.3 in)
B	1480 mm (58.3 in)
C	2950 mm (116.1 in)
D	1330 mm (52.4 in)
F	4820 mm (189.8 in)
G	5910 mm (323.7 in)
H	2490 mm (232.7 in)
I	940 mm (37 in)
L	1920 mm (75.6 in)
M	2380 mm (93.7 in)
O	4730 mm (186.2 in)
P	1700 mm (66.9 in)
Q	4400 mm (173.2 in)
T	100 mm (3.9 in)



Stablisers Optional



The  
**Capital Equipment**  
Specialists

Distributed by the AWD Group and their network of authorised dealers.

**AWD Group - 25 Garner Place, Ingleburn NSW 2565**

**Tel. +61 2 8795 4555 - [www.dieci.com.au](http://www.dieci.com.au)**

**[info@awdgrp.com.au](mailto:info@awdgrp.com.au)**

Illustrations and photos show the standard international models and may or may not include optional equipment, accessories, customer installed or modified parts, optional parts and all standard equipment with some differences in colour and features. Machine specifications are subject to change without notice and additional load charts and machine or attachment specifications may be available on request. Please refer to the operators manual for correct machine and attachment operation.

Printed in Australia SKT Samson EXTRA-EC-AU | 1.5 2019